

# Criterion - 4

## Infrastructure and Learning Resources

### NAAC- SSR (2<sup>nd</sup> Cycle)



**ETERNAL UNIVERSITY**

BARU SAHIB, SIRMOUR-173101  
HIMACHAL PRADESH

# 4.4.1(1)

## Audited Statement Expenditure on maintenance of physical facilities and academic support facilities



**ETERNAL UNIVERSITY**

BARU SAHIB, SIRMOUR-173101  
HIMACHAL PRADESH

2018-19

**THE KALGIDHAR TRUST: BARU SAHIB  
(ETERNAL UNIVERSITY, BARU SAHIB)  
CONSOLIDATED BALANCE SHEET AS AT 31st MARCH, 2019.**

LIABILITIES	AMOUNT	TOTAL	ASSETS	AMOUNT	TOTAL
<b>CORPUS</b>			<b>FIXED ASSETS</b>		
As per Last B' Sheet	33,89,076.00		As per Schedule		2099,40,982.98
Add: Corpus Donation	-				
Add: Assets from A/c.	-		<b>INVESTMENTS</b>		1283,48,218.00
Less: Assets Tr.	-	33,89,076.00			
			<b>CURRENT ASSETS, LOANS &amp; ADVANCES</b>		
<b>INCOME &amp; EXPENDITURE A/C</b>			Loans & Advances		8,45,845.10
As per Last B'Sheet	215,03,996.50		Security Deposited		41,50,000.00
Add: Excess of Income for the yr.	(43,41,315.15)	171,62,681.35	Cash in Hand		82,164.00
			Bank Balances		61,17,528.55
<b>SUBSIDY</b>			Other Assets		255,20,927.58
Him Urja	-	-			
<b>SECURED LOANS</b>					
LOAN FROM BANK	1156,28,040.00				
UNSECURED LOANS	-	1156,28,040.00			
<b>SECURITY REFUNDABLE</b>					
Security Other	5,000.00				
Students	64,97,000.00				
Teachers	62,52,325.00	127,54,325.00			
<b>CURRENT LIABILITIES &amp; PROVISIONS</b>					
Sundry Creditors		49,167.10			
Salary Payable		1,84,558.00			
Branch/ Division		2258,37,818.76			

Total Rs.:- 3750,05,666.21

Total Rs.:- 3750,05,666.21

Note: Notes on accounts annexed.

(President)



*Signature*  
**Secretary**  
**The Kalgidhar Trust**  
(Secretary)

As per our report in Form No. 10B Annexed  
for K.N.Chandla & Co.  
Chartered Accountants

*Signature*  
(Dinesh Kumar Sood)

Partner 088343.

Place: Shimla

Date: 30th September, 2019

19088343 AAA AEZ 9568.

Figures are consolidated from the individual Statements of Engineering College, Nursing College & Eternal University



**ETERNAL UNIVERSITY, BARU SAHIB**  
**CONSOLIDATED INCOME & EXPENDITURE ACCOUNT FOR THE YEAR ENDED 31ST MARCH, 2019.**

EXPENDITURE	AMOUNT	TOTAL	INCOME	AMOUNT	TOTAL
To Administrative Expenses		16,184.00	By Donation		1,96,860.00
To Advertisement		25,80,531.00	By Interest on Fixed Deposits		79,43,565.00
To Affiliation/ Exam Fee		8,36,500.00	By Interest on Saving Bank Accounts		2,78,194.00
To Mess Expenses		2,29,782.00	By Miscellaneous Income		1,900.00
To Vehicle Expenses		26,672.00	By Kitchen Receipt		-
To Bank Charges		27,842.80	By Hostel charges		-
To Bedding		-	By Fees		923,80,250.50
To Books		-	By Recovery From Staff		62,61,947.00
To Building Maintenance		11,298.00	By Uniform		-
To Freight & Cooliage		-	By Prospectus		1,37,700.00
To Depreciation		132,84,833.00	By Rent Received (Air Tel)		-
To Diesel		23,230.00	By Profit on Bonds		-
To Education/ Latracy		21,62,204.00	By Other Recovery		-
To Function Expenses		1,82,049.00	By Material		-
To Lab. Expenses		2,50,043.00	By Mediclaim		-
To Electricity Expenses		24,79,726.00	By Sale		-
To Subscription		82,285.00			-
To Help to Poor		99,13,756.00			-
To Hostel Exp.		-	By Security Foefieted		4,709.00
To Agriculture & Forestry		4,84,198.00	By Grant in Aid	71,86,187.00	-
To Interest		80,59,769.00		30,52,520.95	41,33,666.05
To Property Tax		-			
To Medical aid		20,789.00			
To Miscellaneous Expenses		5,415.00			
To Newspaper & Periodicals		1,03,179.00			
To Postage & Telephone		6,05,029.00			
To Printing & Stationery		4,11,706.90			
To Penalty		-			
To Legal/Professional Charges		600.00			
To Refreshment		1,06,354.00			
To School Bags / Shoes		-			
To Repair & Maintenance		11,33,572.00			
To Salaries		706,95,450.00			
To Provident Fund		2,86,445.00			
To Staff /Students Welfare		10,000.00			
To Sport Exp		-			
To Rent/ Lease		3,46,631.00			
To Tolitery		-			
To Transport		-			
To Travelling		9,57,595.00			
To Examination/Counselling Expenses		2,81,638.00			
To Uniform		64,800.00			
To Security & Allied Services		-			
To Advance Written off		-			
To Insurance		-			
To Excess of Income Over Exp.		(43,41,315.15)			

Total Rs.:-


1113,38,791.55

Total Rs.:-

1113,38,791.55

(President)

*Secretary*  
**Secretary**  
**The Kalgidhar Trust**  
 (Secretary)



Annexure to the Balance Sheet  
 for K.N.Chandla & Co.  
 Chartered Accountants

*(Dinesh Kumar Sood)*  
 (Dinesh Kumar Sood)


Partner 088343

Place: Shimla  
 Date: 30th September.2019

Annexure II Balance Sheet

**THE KALGIDHAR TRUST, BARUSAHIB: SIRMOUR**  
**(ETERNAL UNIVERSITY, BARU SAHIB)**  
**CONSOLIDATED SCHEDULE OF FIXED ASSETS AS ON 31st MARCH 2019.**

PERTICULARS	Rate	Opening	Addition	Sale/Tr.	Total	Depreciation	Net Balance
		As on 01.04.18	During the year		As On 31.03.2019		As On 31.03.2019
Land	0%	-	-	-	-	-	-
Building	5%	2001,68,899.58	-	-	2001,68,899.58	100,08,445.00	1901,60,454.58
Building Under Const.	0%	-	-	-	-	-	-
Beddings	10%	3,59,721.00	-	-	3,59,721.00	35,972.00	3,23,749.00
Computer	40%	1,41,510.00	5,83,944.00	-	7,25,454.00	2,90,181.00	4,35,273.00
Craft & Art / Sports Material	15%	1,49,053.00	71,799.00	-	2,20,852.00	33,128.00	1,87,724.00
Electric Fan Fittings/ Inst.	15%	3,38,044.00	-	-	3,38,044.00	50,707.00	2,87,337.00
Electronic/ TV/VCR/Projector Items	15%	6,40,835.00	96,500.00	-	7,37,335.00	1,10,601.00	6,26,734.00
EPBAX System	15%	41,367.00	-	-	41,367.00	6,205.00	35,162.00
Fire Fighting Equipments	15%	-	-	-	-	-	-
Furniture & Fixture	10%	14,00,135.50	3,61,939.50	-	17,62,075.00	1,76,208.00	15,85,867.00
Generator System	15%	-	-	-	-	-	-
Intercom/ Phones	15%	-	-	-	-	-	-
Internet Equipments (V Sat)	15%	89,117.00	-	-	89,117.00	13,368.00	75,749.00
Vehicles	15%	12,69,654.00	-	-	12,69,654.00	1,90,448.00	10,79,206.00
Laboratory Equipments	15%	110,39,972.50	3,95,759.00	-	114,35,731.50	17,15,360.00	97,20,371.50
Library Books	10%	28,62,809.00	6,21,547.00	-	34,84,356.00	3,48,435.00	31,35,921.00
Laundry Drycleaning Equipments	15%	-	-	-	-	-	-
Machinery	15%	6,59,304.00	-	-	6,59,304.00	98,895.00	5,60,409.00
Mobile/ Phone	15%	-	-	-	-	-	-
Music Equipments	15%	52,353.00	-	-	52,353.00	7,853.00	44,500.00
Photocopier & Typewriter	15%	-	-	-	-	-	-
Power Equipments	15%	-	-	-	-	-	-
Printers/ Photocopiers	15%	2,57,921.90	-	-	2,57,921.90	38,688.00	2,19,233.90
Printing / Cyclostyle/ Type Machine	15%	-	-	-	-	-	-
Refrigerator	15%	16,397.00	32,000.00	-	48,397.00	7,260.00	41,137.00
Sewing Machine	15%	-	-	-	-	-	-
Steam Boiler/Solar System/ Water Boiler	15%	1,70,448.00	-	-	1,70,448.00	25,567.00	1,44,881.00
Solar Cooking System	15%	-	-	-	-	-	-
Telephone	15%	8,164.00	-	-	8,164.00	1,224.00	6,940.00
Transformer	15%	-	-	-	-	-	-
Tube Well	15%	-	-	-	-	-	-
UPS/ Invertor	15%	4,04,237.00	-	-	4,04,237.00	60,636.00	3,43,601.00
Utensils	10%	2,00,482.00	-	-	2,00,482.00	20,048.00	1,80,434.00
Water Filter/ Aquaguards	15%	28,668.00	-	-	28,668.00	4,300.00	24,368.00
Water Cooler	15%	41,888.00	-	-	41,888.00	6,283.00	35,605.00
Water Pump	15%	-	-	-	-	-	-
Medical Equipments	15%	2,33,470.00	-	-	2,33,470.00	35,021.00	1,98,449.00
Live Stock	0%	4,87,877.00	-	-	4,87,877.00	-	4,87,877.00
<b>Total Rs.:-</b>		<b>2210,62,327.48</b>	<b>21,63,488.50</b>	<b>-</b>	<b>2232,25,815.98</b>	<b>132,84,833.00</b>	<b>2099,40,982.98</b>



*[Signature]*  
**Secretary**  
**The Kalgidhar Trust**







THE KALGIDHAR TRUST: BARU SAHIB  
(ETERNAL UNIVERSITY, BARU SAHIB)

CONSOLIDATED INCOME & EXPENDITURE ACCOUNT FOR THE YEAR ENDED 31ST MARCH, 2020.

EXPENDITURE	AMOUNT	TOTAL	INCOME	AMOUNT	TOTAL
To Administrative Expenses (EPF)		16,080.00	By Donation		2,27,156.00
To Advertisement		12,61,059.00	By Interest on Fixed Deposits		91,23,933.00
To Accreditation Expenses		1,86,779.00	By Interest on Saving Bank Accounts		1,23,325.44
To Mess Expenses		336,12,791.50	By Fees		1,24,58,571.73
To Vehicle Expenses		1,55,069.00	By Recovery From Staff		61,70,737.00
To Bank Charges		11,005.34	By Prospectus		2,74,911.00
To Depreciation		124,05,435.00	By Receipt from Kalgidhar Trust		2,20,00,000.00
To Diesel		27,21,041.00			
To Training & Placement Programme		38,99,409.00	By Security Forfeited		-
To Function Expenses		1,47,883.00	By Grant in Aid	15,85,000.00	-
To Lab. Expenses		23,84,857.88		13,73,629.00	2,11,371.00
To Electricity Expenses		31,49,778.00			
To Subscription		1,95,653.00			
To Concession for Needy Students		65,53,200.00			
To Agriculture & Forestry		1,70,688.90			
To Interest		94,00,281.00			
To Medical aid		17,100.50			
To Miscellaneous Expenses		3,255.00			
To Newspaper & Periodicals		1,27,732.00			
To Postage & Telephone		5,32,449.00			
To Printing & Stationery		2,47,559.60			
To Refreshment		1,11,806.00			
To School Bags / Shoes		28,750.00			
To Repair & Maintenance		3,52,775.10			
To Salaries		756,43,927.00			
To Provident Fund		2,33,003.00			
To Staff /Students Welfare		20,000.00			
To Sport Exp		90,152.00			
To Rent/ Lease		79,730.00			
To Tolitary		1,58,642.00			
To Travelling		8,09,102.68			
To Examination/Counselling Expenses		6,79,009.00			
To Security & Allied Services		5,85,883.00			
To Excess of Income Over Exp.		62,98,118.67			

Total Rs.:- 1622,90,005.17

Total Rs.:- 1622,90,005.17

Secretary  
The Kalgidhar Trust

*Signature*





**THE KALGIDHAR TRUST, BARUSAHIB: SIRMOUR  
(ETERNAL UNIVERSITY, BARU SAHIB)**

**CONSOLIDATED SCHEDULE OF FIXED ASSETS AS ON 31st MARCH 2020.**

PERTICULARS	Rate	Opening	Addition	Sale/Tr.	Total	Depreciation	Net Balance As On 31.03.2020
		As on 01.04.19	During the year		As On 31.03.2020		
Building	5%	1901,60,454.58	-	-	1901,60,454.58	95,08,023.00	1806,52,431.58
Building Under Const.	0%	-	-	-	-	-	-
Beddings	10%	3,23,749.00	-	-	3,23,749.00	32,375.00	2,91,374.00
Computer	40%	4,35,273.00	-	-	4,35,273.00	1,74,109.00	2,61,164.00
Craft & Art / Sports Material	15%	1,87,724.00	-	-	1,87,724.00	28,158.00	1,59,566.00
Electric Fan/Fittings/Inst.	15%	2,87,337.00	-	-	2,87,337.00	43,101.00	2,44,236.00
Electronic/ TV/VCR/Projector Items	15%	6,26,734.00	-	-	6,26,734.00	94,011.00	5,32,723.00
EPBAX System	15%	35,162.00	-	-	35,162.00	5,274.00	29,888.00
Furniture & Fixture	10%	15,85,867.00	42,480.00	-	16,28,347.00	1,62,835.00	14,65,512.00
Internet Equipments (V Sat)	15%	75,749.00	-	-	75,749.00	11,362.00	64,387.00
Vehicles	15%	10,79,206.00	-	-	10,79,206.00	1,61,880.00	9,17,326.00
Laboratory Equipments	15%	97,20,371.50	7,37,000.00	-	104,57,371.50	15,68,605.00	88,88,766.50
Library Books	10%	31,35,921.00	4,11,979.00	-	35,47,900.00	3,54,790.00	31,93,110.00
Machinery	15%	5,60,409.00	-	-	5,60,409.00	84,062.00	4,76,347.00
Music Equipments	15%	44,500.00	-	-	44,500.00	6,675.00	37,825.00
Printers/ Photocopiers	15%	2,19,233.90	-	-	2,19,233.90	32,885.00	1,86,348.90
Refrigerator	15%	41,137.00	-	-	41,137.00	6,171.00	34,966.00
Steam Boiler/Solar System/ Water Boiler	15%	1,44,881.00	-	-	1,44,881.00	21,732.00	1,23,149.00
Telephone	15%	6,940.00	-	-	6,940.00	1,041.00	5,899.00
UPS/ Invertor	15%	3,43,601.00	-	-	3,43,601.00	51,540.00	2,92,061.00
Utensils	10%	1,80,434.00	-	-	1,80,434.00	18,043.00	1,62,391.00
Water Filter/ Aquaguards	15%	24,368.00	-	-	24,368.00	3,655.00	20,713.00
Water Cooler	15%	35,605.00	-	-	35,605.00	5,341.00	30,264.00
Medical Equipments	15%	1,98,449.00	-	-	1,98,449.00	29,767.00	1,68,682.00
Live Stock	0%	4,87,877.00	-	-	4,87,877.00	-	4,87,877.00
<b>Total Rs.:-</b>		<b>2099,40,982.98</b>	<b>11,91,459.00</b>	<b>-</b>	<b>2111,32,441.98</b>	<b>124,05,435.00</b>	<b>1987,27,006.98</b>

Secretary  
The Kalgidhar Trust





2020-21

ITEM NO. 2898/05/2022

THE KALGIDHAR TRUST, BARI SAHIB  
(FETTERAL UNIVERSITY, BARI SAHIB)

CONSOLIDATED BALANCE SHEET AS AT 31st MARCH, 2021.

LIABILITIES	AMOUNT	TOTAL	ASSETS	AMOUNT	TOTAL
<b>CORPUS</b>			<b>FIXED ASSETS</b>		
As per Last B' Sheet	33,69,076.00		As per Schedule		18,79,18,664.98
Add: Corpus Donation	.				
Add: Assets from A/c	.		<b>INVESTMENTS</b>		11,28,02,774.00
Less: Assets Tr		37,68,764.98			
			<b>CURRENT ASSETS, LOANS &amp; ADVANCES</b>		
<b>INCOME &amp; EXPENDITURE A/C</b>			Loans & Advances		1,06,91,110
As per Last B' Sheet	2,34,60,500.02		Secured, Deposited		11,40,00,000
Add: Excess of Income for the yr	41,18,971.55	2,75,79,471.57	Cash in Hand		
			Bank Balances		11,02,60,000
			Other Assets		18,79,24,951
<b>SECURED LOANS</b>					
LOAN FROM BANK	13,32,93,591.00				
<b>UNSECURED LOANS</b>		13,32,93,591.00			
<b>SECURITY REFUNDABLE</b>					
Security Other	5,000.00				
Students	49,67,000.00				
Teachers	73,18,000.00	1,27,90,000.00			
<b>CURRENT LIABILITIES &amp; PROVISIONS</b>					
Sundry Creditors		11,000.00			
Salary Payable		54,42,703.00			
Provision		20,42,56,255.81			
<b>Total Rs.-</b>		<u>38,62,63,303.41</u>	<b>Total Rs.-</b>		<u>38,62,63,303.41</u>

Secretary  
The Kalgidhar Trust  
(Secretary)

Signature to the Balance Sheet  
For K.N.Chandla & Co.  
Chartered Accountants  
SHIMLA  
FIRM: 091326N


THE KALGIDHAR TRUST: BARI SAHIB  
 FEDERAL UNIVERSITY, BARI SAHIB

CONSOLIDATED INCOME & EXPENDITURE ACCOUNT FOR THE YEAR ENDED 31ST MARCH, 2021

EXPENDITURE	AMOUNT	TOTAL	INCOME	AMOUNT	TOTAL
To Advertisement		9,19,275.00	By Donation		11,80,293.00
To Accreditation Expenses		4,14,000.00	By Interest on Fixed Deposits		10,16,359.00
To Mess Expenses		1,49,60,197.89	By Interest on Saving Bank Accounts		22,259.00
To Vehicle Expenses		1,70,960.00	By Fees		9,80,26,631.03
To Bank Charges		4,939.90	By Recovery From Staff		65,52,829.00
To Building Maintenance		6,08,340.16	By Receipt from Kalgidhar Trust		2,50,00,000.00
To Depreciation		1,17,45,906.00	By Projects		69,50,282.00
To Diesel		13,50,362.00			
To Seminar & Conferences		3,87,695.00			
To Training & Placement Programme		1,28,933.00			
To Scholarship Exp		39,22,594.50			
To Lab. Expenses		9,24,107.00			
To Electricity Expenses		37,38,598.00			
To Subscription of Library Exp		1,47,908.00			
To Concession for Needy Students		1,06,35,517.00			
To Agriculture & Forestry		2,47,416.00			
To Interest		90,93,725.00			
To Miscellaneous Expenses		17,000.00			
To Postage & Telephone		5,37,770.00			
To Printing & Stationery		6,46,137.00			
To Legal/Professional Charges		30,100.00			
To Repair & Maintenance		1,98,739.00			
To Salaries		7,67,67,193.00			
To Provident Fund		2,97,004.00			
To Tollitory		4,43,011.00			
To Travelling		2,29,166.00			
To Examination/Counselling Expenses		2,58,521.00			
To Security & Allied Services		17,28,000.00			
To Excess of Income Over Exp		-1,18,977.58			
Total Rs.:-		<u>71,47,06,641.13</u>	Total Rs.:-		<u>71,47,06,641.13</u>

Secretary  
 The Kalgidhar Trust  
 (Secretary)

Appendure to the Balance Sheet  
 For M. Chandla & Co.  
 Chartered Accountants  
 HSN: 1913267



*[Signature]*




THE KALGHIDHAR TRUST, BARU SAHIB, SIMLA  
(ETERNAL UNIVERSITY, BARU SAHIB)

CONSOLIDATED SCHEDULE OF FIXED ASSETS AS ON 31st MARCH 2021.

PARTICULARS	Rate	Opening	Addition	Sale/Tr.	Total	Depreciation	Net Balance
		As on 01.04.20	During the year		As On 31.03.2021		As On 31.03.2021
Building	5%	18,06,52,431.58	-	-	18,06,52,431.58	90,32,621.00	17,16,19,810.58
Building Under Const.	0%	-	-	-	-	-	-
Bedding	10%	2,91,374.00	-	-	2,91,374.00	29,137.00	2,62,237.00
Computer	40%	2,61,364.00	5,01,415.00	-	7,62,779.00	3,06,332.00	4,56,447.00
Cloth & Art Sports Material	15%	1,59,366.00	-	-	1,59,366.00	71,935.00	1,35,851.00
Electric Fan/Fitness Inst	15%	2,44,236.00	-	-	2,44,236.00	76,675.00	2,07,661.00
Electronic TV/VCR/DVD Projector Items	15%	5,32,323.00	23,247.00	-	5,55,570.00	84,146.00	4,76,824.00
LPG/VN System	15%	29,888.00	-	-	29,888.00	4,433.00	25,405.00
Furniture & Fixture	10%	14,65,512.00	10,100.00	-	14,75,612.00	1,47,567.00	13,28,045.00
Internet Equipments (V Net)	15%	64,387.00	-	-	64,387.00	9,658.00	54,729.00
Vehicles	15%	9,17,326.00	-	-	9,17,326.00	1,37,599.00	7,79,727.00
Laboratory Equipments	15%	88,83,766.50	2,09,484.00	-	91,88,250.50	13,78,237.00	78,10,013.50
Library Books	10%	31,93,110.00	12,506.00	-	32,05,616.00	3,20,562.00	28,85,054.00
Machines	15%	4,76,317.00	-	-	4,76,317.00	71,452.00	4,04,865.00
Music Equipments	15%	37,825.00	-	-	37,825.00	5,674.00	32,151.00
Binoculars/Photocopy	15%	1,86,348.00	73,465.00	-	2,59,813.00	28,972.00	2,30,841.00
Refrigerator	15%	34,966.00	-	-	34,966.00	5,245.00	29,721.00
Steam Boiler/Solar System/Water Boiler	15%	1,23,149.00	-	-	1,23,149.00	18,472.00	1,04,677.00
Telephone	15%	5,899.00	-	-	5,899.00	885.00	5,014.00
Transformer	15%	-	-	-	-	-	-
Tube Well	15%	-	-	-	-	-	-
UPS Inverter	15%	2,92,051.00	9,347.00	-	3,01,398.00	45,211.00	2,56,187.00
Wrench	10%	1,62,391.00	-	-	1,62,391.00	16,239.00	1,46,152.00
Water Filter Aquaguard	15%	20,713.00	-	-	20,713.00	3,107.00	17,606.00
Water Cooler	15%	30,264.00	-	-	30,264.00	4,540.00	25,724.00
Water Pump	15%	-	-	-	-	-	-
Medical Equipments	15%	1,68,682.00	-	-	1,68,682.00	25,302.00	1,43,380.00
Gate Stock	0%	4,87,877.00	-	-	4,87,877.00	-	4,87,877.00
<b>Total Rs:-</b>		<b>19,87,27,006.98</b>	<b>9,37,864.00</b>	<b>-</b>	<b>19,86,64,870.98</b>	<b>1,17,45,006.00</b>	<b>18,79,19,864.98</b>

Secretary  
The Kalgidhar Trust  
(Secretary)



Signature to the Balance Sheet  
for K.N. Chandla & Co.  
Chartered Accountants  
R.N.N. 0013269

*[Handwritten Signature]*

25





**THE KALGIDHAR TRUST, BARUSAHIB: SIRMOUR**  
(ETERNAL UNIVERSITY, BARU SAHIB)  
**CONSOLIDATED SCHEDULE OF FIXED ASSETS AS ON 31st MARCH 2022**

PERTICULARS	Rate	Opening	Addition	Sale/Tr.	Total	Depreciation	Net Balance
		As on 01.04.21	During the year		As On 31.03.2022		As On 31.03.2022
Building	5%	17,16,19,810.58	-	-	17,16,19,810.58	85,80,991.00	16,30,38,819.58
Building Under Const.	0%	-	-	-	-	-	-
Beddings	10%	2,62,237.00	14,800.00	-	2,77,037.00	27,704.00	2,49,333.00
Computer	40%	4,59,347.00	15,42,866.00	-	20,02,213.00	8,00,885.00	12,01,328.00
Craft & Art / Sports Material	15%	1,35,631.00	-	-	1,35,631.00	20,344.00	1,15,287.00
Electric Fan/Fittings/ Inst.	15%	2,07,601.00	2,582.00	-	2,10,183.00	31,528.00	1,78,655.00
Electronic/ TV/VCR/Projector Items	15%	4,76,824.00	4,48,184.00	-	9,25,008.00	1,38,751.00	7,86,257.00
EPBAX System	15%	25,405.00	-	-	25,405.00	3,811.00	21,594.00
Furniture & Fixture	10%	13,28,050.00	1,03,821.00	-	14,31,871.00	1,43,187.00	12,88,684.00
Internet Equipments (V Sat)	15%	54,729.00	-	-	54,729.00	8,209.00	46,520.00
Vehicles	15%	7,79,727.00	-	-	7,79,727.00	1,16,959.00	6,62,768.00
Laboratory Equipments	15%	78,10,013.50	48,34,257.50	-	1,26,44,271.00	18,96,640.00	1,07,47,631.00
Library Books	10%	28,85,054.00	11,59,678.00	-	40,44,732.00	4,04,474.00	36,40,258.00
Machinery	15%	4,04,895.00	10,78,720.00	-	14,83,615.00	2,22,542.00	12,61,073.00
Mobile/ Phone	15%	-	27,683.00	-	27,683.00	4,152.00	23,531.00
Music Equipments	15%	32,151.00	-	-	32,151.00	4,823.00	27,328.00
Printers/ Photocopiers	15%	2,20,841.90	85,400.00	-	3,06,241.90	45,936.00	2,60,305.90
Refrigerator	15%	29,721.00	25,200.00	-	54,921.00	8,238.00	46,683.00
Steam Boiler/Solar System/ Water Boiler	15%	1,04,677.00	-	-	1,04,677.00	15,702.00	88,975.00
Telephone	15%	5,014.00	78,000.00	-	83,014.00	12,452.00	70,562.00
UPS/ Invertor	15%	2,56,197.00	4,43,826.00	-	7,00,023.00	1,05,003.00	5,95,020.00
Utensils	10%	1,46,152.00	1,850.00	-	1,48,002.00	14,800.00	1,33,202.00
Water Filter/ Aquaguards	15%	17,606.00	42,834.00	-	60,440.00	9,066.00	51,374.00
Water Cooler	15%	25,724.00	-	-	25,724.00	3,859.00	21,865.00
Medical Equipments	15%	1,43,380.00	-	-	1,43,380.00	21,507.00	1,21,873.00
Live Stock	0%	4,87,877.00	-	-	4,87,877.00	-	4,87,877.00
<b>Total Rs.:-</b>		<b>18,79,18,664.98</b>	<b>98,89,701.50</b>	<b>-</b>	<b>19,78,08,366.48</b>	<b>1,26,41,563.00</b>	<b>18,51,66,803.48</b>

*Dinesh Kumar*  
(President)  
**President**  
**The Kalgidhar Trust**

(Vice-President)

(Secretary)

Annexure to the Balance Sheet  
for K.N. Chandla & Co.  
Chartered Accountants

*Dinesh Kumar*  
(Dinesh Kumar Sood)  
Partner

Place: Shimla  
Dated: 30th Sept. 2022





THE KALGIDHAR TRUST: BARU SAHIB  
(ETERNAL UNIVERSITY, BARU SAHIB)

CONSOLIDATED INCOME & EXPENDITURE ACCOUNT FOR THE YEAR ENDED 31ST MARCH, 2022

EXPENDITURE	AMOUNT	TOTAL	INCOME	AMOUNT	TOTAL
Administrative Expenses (EPF)		11,965.00	By Donation		4,50,000.00
Advertisement		4,27,592.00	By Interest on Fixed Deposits		86,12,567.00
Accreditation Expenses		1,76,980.00	By Interest on Saving Bank Accounts		1,24,361.17
Kitchen & Mess Expenses		1,08,59,890.83	By Education Fees Collection		11,65,39,673.42
Vehicle Running & Maintenance Expenses		1,81,630.00	By Grant in Aid		12,13,255.00
Bank and Finance Charges		10,265.00	By Training & Placement Programme		18,00,000.00
Postage & Courier Expenses		45,000.00	By Seminar & Conferences		6,02,800.00
Repair & Maintenance Building		3,76,939.50			
Freight & Cartage Expenses		43,500.00			
To Depreciation		1,26,41,563.00			
To Genset Running & Maintenance Expenses		18,69,602.00			
To Seminar & Conferences Exp		2,96,314.00			
To Training & Placement Programme		12,69,150.00			
To Scholarship Exp		46,46,824.00			
To Function/Festival Celebration Expenses		693.00			
To Lab. Expenses		18,86,110.00			
To Electricity & Water Expenses		38,34,550.00			
To Subscription of Library Exp.		1,54,188.00			
To Concession for Needy Students		89,97,450.00			
To Agriculture & Forestry		5,67,544.00			
To Interest		51,211.68			
To Medical aid		1,400.00			
To Newspaper & Periodicals		22,858.00			
To Telephone & Internet Expenses		4,78,120.00			
To Printing & Stationery		2,87,566.00			
To Legal/Professional Charges		3,20,755.00			
To Refreshment		25,890.00			
To Repair & Maintenance Others		4,61,581.00			
To Salary & Wages Expenses		6,74,86,591.00			
To Employer Contribution to various funds for the welfare of employees		4,57,901.00			
To Staff/Students Welfare		3,100.00			
To Rent/ Lease		21,200.00			
To House Keeping Expenses		4,46,674.00			
To Tour & Travelling Expenses		5,12,886.00			
To Examination/Counselling Expenses		2,74,996.00			
To Repair & Maintenance Computers		61,757.00			
To Security & Allied Services		16,11,500.00			
To Honorarium to Coaching Staff		2,33,918.00			
To Donation to Same Clause Society		22,47,000.00			
To Excess of Income Over Exp.		60,38,001.58			
<b>Total Rs.:-</b>		<b>12,93,42,656.59</b>	<b>Total Rs.:-</b>		<b>12,93,42,656.59</b>

*Dinesh*  
(President)  
**President**  
**The Kalgidhar Trust**

(Vice-President)

(Secretary)  
Annexure to the Balance Sheet  
for K.N.Chandla & Co.  
Chartered Accountants  
*Dinesh Kumar Sood*  
(Dinesh Kumar Sood)  
Partner

Place: Shimla  
Dated: 30th Sept. 2022







**THE KALGIDHAR TRUST: BARU SAIIB  
(ETERNAL UNIVERSITY, BARU SAIIB)  
CONSOLIDATED INCOME & EXPENDITURE ACCOUNT FOR THE YEAR ENDED 31ST MARCH, 2023**


EXPENDITURE	AMOUNT	TOTAL	INCOME	AMOUNT	TOTAL
Administrative Expenses (EPF)		19,144.00	By Donation		6,01,000.00
Advertisement		15,78,503.00	By Interest on Fixed Deposits		79,19,349.00
Accreditation Expenses		2,59,400.00	By Interest on Saving Bank Accounts		83,793.00
Kitchen & Mess Expenses		1,90,05,301.00	By Education Fees Collection		11,68,77,749.00
Vehicle Running & Maintenance Expenses		1,92,761.00	By Grant in Aid		14,97,545.00
Bank and Finance Charges		9,014.66	By Training & Placement Programme		21,000.00
Postage & Courier Expenses		40,043.00	By Seminar & Conferences		4,75,659.00
To Repair & Maintenance Building		1,31,271.00	By Receipt From Kalgidhar Trust		2,75,00,000.00
To Freight & Cartage Expenses		42,500.00			
To Depreciation		1,21,72,265.00			
To Genset Running & Maintenance Expenses		19,79,440.00			
To Seminar & Conferences		1,49,103.00			
To Training & Placement Programme		35,13,593.00			
To Scholarship Exp		26,23,473.00			
To Function/Festival Celebration Expenses		2,02,560.00			
To Lab. Expenses		18,32,945.00			
To Electricity & Water Expenses		41,91,276.00			
To Subscription of Library Exp.		6,85,579.00			
To Concession for Needy Students		1,74,89,950.00			
To Agriculture & Forestry		2,60,803.00			
To Interest		7,633.32			
To Miscellaneous Expenses		8,400.00			
To Newspaper & Periodicals		24,894.00			
To Telephone & Internet Expenses		5,36,532.00			
To Printing & Stationery		5,09,362.00			
To Legal/Professional Charges		2,00,590.00			
To Refreshment		81,708.00			
To Repair & Maintenance Others		10,90,610.00			
To Salary & Wages Expenses		6,61,61,510.00			
To Employer Contribution to various funds for the welfare of employees		5,06,816.00			
To Staff/Students Welfare		90,000.00			
To Sports Expenses		1,16,774.00			
To Rent/ Lease		18,476.00			
To House Keeping Expenses		7,15,731.00			
To Tour & Travelling Expenses		14,97,110.00			
To Examination/Counselling Expenses		1,62,120.00			
To Security & Allied Services		17,30,163.00			
To Honorarium to Coaching Staff		5,86,517.00			
To Donation to Same Clause Society		78,85,000.00			
To Excess of Income Over Exp.		66,67,224.08			
<b>Total Rs.:-</b>		<b>15,49,76,095.06</b>	<b>Total Rs.:-</b>		<b>15,49,76,095.06</b>

*Saini Lal*  
(President)

(Vice-President)

(Secretary)

**President  
The Kalgidhar Trust**



Extracted From Consolidate Statement of The Kalgidhar Trust  
Annexure to the Balance Sheet  
for K.N.Chandla & Co.  
Chartered Accountants

*Saini Lal*  
(Dinkil Kumar Sood)  
Chartered Accountants  
FRN : 001826M  
M.NO. : 088243

Place: Shimla  
Dated: 30th Sept. 2023

UDIN : 23088343 BGVYNX1579

Annexure II Balance Sheet



**THE KALGIDHAR TRUST, BARUSAHIB: SIRMOUR  
(ETERNAL UNIVERSITY, BARU SAHIB)  
CONSOLIDATED SCHEDULE OF FIXED ASSETS AS ON 31st MARCH 2023**

PERTICULARS	Rate	Opening		Addition During the year	Sale/Tr.	Total		Depreciation	Net Balance As On 31.03.2022
		As on 01.04.22				As On 31.03.2022			
Building	5%	16,30,38,819.58	-	-	-	16,30,38,819.58	-	81,51,941.00	15,48,86,878.58
Building Under Const.	0%	-	-	-	-	-	-	-	-
Beddings	10%	2,49,333.00	-	-	-	2,49,333.00	-	-	2,49,333.00
Computer	40%	12,01,328.00	6,63,750.00	-	-	18,65,078.00	7,46,031.00	24,933.00	2,24,400.00
Craft & Art / Sports Material	15%	1,15,287.00	3,25,732.00	-	-	4,41,019.00	66,153.00	26,799.00	11,19,047.00
Electric Fan/Fittings/ Inst.	15%	1,78,655.00	-	-	-	1,78,655.00	-	66,153.00	3,74,866.00
Electronic/ TV/VCR/Projector Items	15%	7,86,257.00	4,92,333.00	-	-	12,78,590.00	1,91,789.00	26,799.00	1,51,856.00
EPBAX System	15%	21,594.00	-	-	-	21,594.00	-	1,91,789.00	10,86,801.00
Furniture & Fixture	10%	12,88,684.00	1,38,750.00	-	-	14,27,434.00	1,42,744.00	3,239.00	18,355.00
Internet Equipments (V Sat)	15%	46,520.00	-	-	-	46,520.00	-	1,42,744.00	12,84,690.00
Vehicles	15%	6,62,768.00	-	-	-	6,62,768.00	-	6,978.00	39,542.00
Laboratory Equipments	15%	1,07,47,631.00	7,04,980.00	-	-	1,14,52,611.00	99,415.00	99,415.00	5,63,353.00
Library Books	10%	36,40,258.00	7,07,422.00	-	-	43,47,680.00	17,17,893.00	17,17,893.00	27,34,718.00
Machinery	15%	12,61,073.00	10,08,900.00	-	-	22,69,973.00	4,34,767.00	4,34,767.00	39,12,913.00
Mobile/ Phone	15%	23,531.00	13,000.00	-	-	36,531.00	3,40,496.00	3,40,496.00	19,29,477.00
Music Equipments	15%	27,328.00	-	-	-	27,328.00	5,480.00	5,480.00	31,051.00
Printers/ Photocopiers	15%	2,60,305.90	41,800.00	-	-	3,02,105.90	45,316.00	4,099.00	23,229.00
Refrigerator	15%	46,683.00	-	-	-	46,683.00	7,002.00	45,316.00	2,56,789.90
Steam Boiler/Solar System/ Water Boiler	15%	88,975.00	-	-	-	88,975.00	13,347.00	7,002.00	39,681.00
Telephone	15%	70,562.00	4,254.00	-	-	74,816.00	11,222.00	13,347.00	75,628.00
UPS/ Invertor	15%	5,95,020.00	5,120.00	-	-	6,00,140.00	90,021.00	11,222.00	63,594.00
Utensils	10%	1,33,202.00	130.00	-	-	1,33,332.00	13,333.00	90,021.00	5,10,119.00
Water Filter/ Aquaguards	15%	51,374.00	-	-	-	51,374.00	7,706.00	13,333.00	1,19,999.00
Water Cooler	15%	21,865.00	-	-	-	21,865.00	3,280.00	7,706.00	43,668.00
Medical Equipments	15%	1,21,873.00	-	-	-	1,21,873.00	18,281.00	3,280.00	18,585.00
Live Stock	0%	4,87,877.00	-	-	-	4,87,877.00	-	18,281.00	1,03,592.00
<b>Total Rs.:-</b>		<b>18,51,66,803.48</b>	<b>41,06,171.00</b>	<b>-</b>	<b>-</b>	<b>18,92,72,974.48</b>	<b>1,21,72,265.00</b>	<b>-</b>	<b>17,71,00,709.48</b>

*Saini Rishi*  
President  
The Kalgidhar Trust

