


Criterion - 6

Governance, Leadership and Management

NAAC-SSR (2nd Cycle)



ETERNAL UNIVERSITY

BARU SAHIB, SIRMOUR-173101

HIMACHAL PRADESH

6.3.2(3)

Audited statement of account



ETERNAL UNIVERSITY

BARU SAHIB, SIRMOUR-173101
HIMACHAL PRADESH

2018-19

**THE KALGIDHAR TRUST: BARU SAHIB
(ETERNAL UNIVERSITY, BARU SAHIB)
CONSOLIDATED BALANCE SHEET AS AT 31st MARCH, 2019.**


LIABILITIES	AMOUNT	TOTAL	ASSETS	AMOUNT	TOTAL
CORPUS			FIXED ASSETS		
As per Last B' Sheet	33,89,076.00		As per Schedule		2099,40,982.98
Add: Corpus Donation	-				
Add: Assets from A/c.	-		INVESTMENTS		1283,48,218.00
Less: Assets Tr.	-	33,89,076.00			
			CURRENT ASSETS, LOANS & ADVANCES		
INCOME & EXPENDITURE A/C			Loans & Advances		8,45,845.10
As per Last B'Sheet	215,03,996.50		Security Deposited		41,50,000.00
Add: Excess of Income for the yr.	(43,41,315.15)	171,62,681.35	Cash in Hand		82,164.00
			Bank Balances		61,17,528.55
SUBSIDY			Other Assets		255,20,927.58
Him Urja	-	-			
SECURED LOANS					
LOAN FROM BANK	1156,28,040.00				
UNSECURED LOANS	-	1156,28,040.00			
SECURITY REFUNDABLE					
Security Other	5,000.00				
Students	64,97,000.00				
Teachers	62,52,325.00	127,54,325.00			
CURRENT LIABILITIES & PROVISIONS					
Sundry Creditors		49,167.10			
Salary Payable		1,84,558.00			
Branch/ Division		2258,37,818.76			

Total Rs.:- 3750,05,666.21

Total Rs.:- 3750,05,666.21

Note: Notes on accounts annexed.

(President)



Signature
Secretary
The Kalgidhar Trust
(Secretary)

As per our report in Form No. 10B Annexed
for K.N.Chandla & Co.
Chartered Accountants

Signature
(Dinesh Kumar Sood)

Partner 088343.

Place: Shimla

Date: 30th September, 2019

19088343 AAA AEZ 9568.

Figures are consolidated from the individual Statements of Engineering College, Nursing College & Eternal University

ETERNAL UNIVERSITY, BARU SAHIB)
CONSOLIDATED INCOME & EXPENDITURE ACCOUNT FOR THE YEAR ENDED 31ST MARCH, 2019.


EXPENDITURE	AMOUNT	TOTAL	INCOME	AMOUNT	TOTAL
To Administrative Expenses		16,184.00	By Donation		1,96,860.00
To Advertisement		25,80,531.00	By Interest on Fixed Deposits		79,43,565.00
To Affiliation/ Exam Fee		8,36,500.00	By Interest on Saving Bank Accounts		2,78,194.00
To Mess Expenses		2,29,782.00	By Miscellaneous Income		1,900.00
To Vehicle Expenses		26,672.00	By Kitchen Receipt		-
To Bank Charges		27,842.80	By Hostel charges		-
To Bedding		-	By Fees		923,80,250.50
To Books		-	By Recovery From Staff		62,61,947.00
To Building Maintenance		11,298.00	By Uniform		-
To Freight & Cooliage		-	By Prospectus		1,37,700.00
To Depreciation		132,84,833.00	By Rent Received (Air Tel)		-
To Diesel		23,230.00	By Profit on Bonds		-
To Education/ Literacy		21,62,204.00	By Other Recovery		-
To Function Expenses		1,82,049.00	By Material		-
To Lab. Expenses		2,50,043.00	By Mediclaim		-
To Electricity Expenses		24,79,726.00	By Sale		-
To Subscription		82,285.00			-
To Help to Poor		99,13,756.00			-
To Hostel Exp.		-	By Security Foefieted		4,709.00
To Agriculture & Forestry		4,84,198.00	By Grant in Aid	71,86,187.00	-
To Interest		80,59,769.00		30,52,520.95	41,33,666.05
To Property Tax		-			
To Medical aid		20,789.00			
To Miscellaneous Expenses		5,415.00			
To Newspaper & Periodicals		1,03,179.00			
To Postage & Telephone		6,05,029.00			
To Printing & Stationery		4,11,706.90			
To Penalty		-			
To Legal/Professional Charges		600.00			
To Refreshment		1,06,354.00			
To School Bags / Shoes		-			
To Repair & Maintenance		11,33,572.00			
To Salaries		706,95,450.00			
To Provident Fund		2,86,445.00			
To Staff /Students Welfare		10,000.00			
To Sport Exp		-			
To Rent/ Lease		3,46,631.00			
To Tolitery		-			
To Transport		-			
To Travelling		9,57,595.00			
To Examination/Counselling Expenses		2,81,638.00			
To Uniform		64,800.00			
To Security & Allied Services		-			
To Advance Written off		-			
To Insurance		-			
To Excess of Income Over Exp.		(43,41,315.15)			

Total Rs.:- 1113,38,791.55

Total Rs.:- 1113,38,791.55

(President)

al bit
Secretary
The Kalgidhar Trust
 (Secretary)



Annexure to the Balance Sheet
 for K.N.Chandla & Co.
 Chartered Accountants


Dinesh Kumar Sood
 (Dinesh Kumar Sood)
 Partner 088343

Place: Shimla
 Date: 30th September.2019

Annexure II Balance Sheet

THE KALGIDHAR TRUST, BARUSAHIB: SIRMOUR
(ETERNAL UNIVERSITY, BARU SAHIB)
CONSOLIDATED SCHEDULE OF FIXED ASSETS AS ON 31st MARCH 2019.

PERTICULARS	Rate	Opening	Addition	Sale/Tr.	Total	Depreciation	Net Balance
		As on 01.04.18	During the year		As On 31.03.2019		As On 31.03.2019
Land	0%	-	-	-	-	-	-
Building	5%	2001,68,899.58	-	-	2001,68,899.58	100,08,445.00	1901,60,454.58
Building Under Const.	0%	-	-	-	-	-	-
Beddings	10%	3,59,721.00	-	-	3,59,721.00	35,972.00	3,23,749.00
Computer	40%	1,41,510.00	5,83,944.00	-	7,25,454.00	2,90,181.00	4,35,273.00
Craft & Art / Sports Material	15%	1,49,053.00	71,799.00	-	2,20,852.00	33,128.00	1,87,724.00
Electric Fan Fittings/ Inst.	15%	3,38,044.00	-	-	3,38,044.00	50,707.00	2,87,337.00
Electronic/ TV/VCR/Projector Items	15%	6,40,835.00	96,500.00	-	7,37,335.00	1,10,601.00	6,26,734.00
EPBAX System	15%	41,367.00	-	-	41,367.00	6,205.00	35,162.00
Fire Fighting Equipments	15%	-	-	-	-	-	-
Furniture & Fixture	10%	14,00,135.50	3,61,939.50	-	17,62,075.00	1,76,208.00	15,85,867.00
Generator System	15%	-	-	-	-	-	-
Intercom/ Phones	15%	-	-	-	-	-	-
Internet Equipments (V Sat)	15%	89,117.00	-	-	89,117.00	13,368.00	75,749.00
Vehicles	15%	12,69,654.00	-	-	12,69,654.00	1,90,448.00	10,79,206.00
Laboratory Equipments	15%	110,39,972.50	3,95,759.00	-	114,35,731.50	17,15,360.00	97,20,371.50
Library Books	10%	28,62,809.00	6,21,547.00	-	34,84,356.00	3,48,435.00	31,35,921.00
Laundry Drycleaning Equipments	15%	-	-	-	-	-	-
Machinery	15%	6,59,304.00	-	-	6,59,304.00	98,895.00	5,60,409.00
Mobile/ Phone	15%	-	-	-	-	-	-
Music Equipments	15%	52,353.00	-	-	52,353.00	7,853.00	44,500.00
Photocopier & Typewriter	15%	-	-	-	-	-	-
Power Equipments	15%	-	-	-	-	-	-
Printers/ Photocopiers	15%	2,57,921.90	-	-	2,57,921.90	38,688.00	2,19,233.90
Printing / Cyclostyle/ Type Machine	15%	-	-	-	-	-	-
Refrigerator	15%	16,397.00	32,000.00	-	48,397.00	7,260.00	41,137.00
Sewing Machine	15%	-	-	-	-	-	-
Steam Boiler/Solar System/ Water Boiler	15%	1,70,448.00	-	-	1,70,448.00	25,567.00	1,44,881.00
Solar Cooking System	15%	-	-	-	-	-	-
Telephone	15%	8,164.00	-	-	8,164.00	1,224.00	6,940.00
Transformer	15%	-	-	-	-	-	-
Tube Well	15%	-	-	-	-	-	-
UPS/ Invertor	15%	4,04,237.00	-	-	4,04,237.00	60,636.00	3,43,601.00
Utensils	10%	2,00,482.00	-	-	2,00,482.00	20,048.00	1,80,434.00
Water Filter/ Aquaguards	15%	28,668.00	-	-	28,668.00	4,300.00	24,368.00
Water Cooler	15%	41,888.00	-	-	41,888.00	6,283.00	35,605.00
Water Pump	15%	-	-	-	-	-	-
Medical Equipments	15%	2,33,470.00	-	-	2,33,470.00	35,021.00	1,98,449.00
Live Stock	0%	4,87,877.00	-	-	4,87,877.00	-	4,87,877.00
Total Rs.:-		2210,62,327.48	21,63,488.50	-	2232,25,815.98	132,84,833.00	2099,40,982.98



(Signature)
Secretary
The Kalgidhar Trust

THE KALGIDHAR TRUST: BARU SAHIB
(ETERNAL UNIVERSITY, BARU SAHIB)

CONSOLIDATED INCOME & EXPENDITURE ACCOUNT FOR THE YEAR ENDED 31ST MARCH, 2020.

EXPENDITURE	AMOUNT	TOTAL	INCOME	AMOUNT	TOTAL
To Administrative Expenses (EPF)		16,080.00	By Donation		2,27,156.00
To Advertisement		12,61,059.00	By Interest on Fixed Deposits		91,23,933.00
To Accredition Expenses		1,86,779.00	By Interest on Saving Bank Accounts		1,23,325.44
To Mess Expenses		336,12,791.50	By Fees		124,15,857.73
To Vehicle Expenses		1,55,069.00	By Recovery From Staff		61,70,737.00
To Bank Charges		11,005.34	By Prospectus		2,74,911.00
To Depreciation		124,05,435.00	By Receipt from Kalgidhar Trust		220,00,000.00
To Diesel		27,21,041.00			
To Training & Placemnt Programme		38,99,409.00	By Security Foefieted		-
To Function Expenses		1,47,883.00	By Grant in Aid	15,85,000.00	
To Lab. Expenses		23,84,857.88		13,73,629.00	2,11,371.00
To Electricity Expenses		31,49,778.00			
To Subscription		1,95,653.00			
To Concession for Needy Students		65,53,200.00			
To Agriculture & Forestry		1,70,688.90			
To Interest		94,00,281.00			
To Medical aid		17,100.50			
To Miscellaneous Expenses		3,255.00			
To Newspaper & Periodicals		1,27,732.00			
To Postage & Telephone		5,32,449.00			
To Printing & Stationery		2,47,559.60			
To Refreshment		1,11,806.00			
To School Bags / Shoes		28,750.00			
To Repair & Maintenance		3,52,775.10			
To Salaries		756,43,927.00			
To Provident Fund		2,33,003.00			
To Staff /Students Welfare		20,000.00			
To Sport Exp		90,152.00			
To Rent/ Lease		79,730.00			
To Tolitery		1,58,642.00			
To Travelling		8,09,102.68			
To Examination/Counselling Expenses		6,79,009.00			
To Security & Allied Services		5,85,883.00			
To Excess of Income Over Exp.		62,98,118.67			

Total Rs.:- 1622,90,005.17

Total Rs.:- 1622,90,005.17

Secretary
The Kalgidhar Trust

Signature



THE KALGIDHAR TRUST, BARUSAHIB: SIRMOUR
(ETERNAL UNIVERSITY, BARU SAHIB)

CONSOLIDATED SCHEDULE OF FIXED ASSETS AS ON 31st MARCH 2020.

PERTICULARS	Rate	Opening	Addition	Sale/Tr.	Total	Depreciation	Net Balance
		As on 01.04.19	During the year		As On 31.03.2020		
Building	5%	1901,60,454.58	-	-	1901,60,454.58	95,08,023.00	1806,52,431.58
Building Under Const.	0%	-	-	-	-	-	-
Beddings	10%	3,23,749.00	-	-	3,23,749.00	32,375.00	2,91,374.00
Computer	40%	4,35,273.00	-	-	4,35,273.00	1,74,109.00	2,61,164.00
Craft & Art / Sports Material	15%	1,87,724.00	-	-	1,87,724.00	28,158.00	1,59,566.00
Electric Fan/Fittings/Inst.	15%	2,87,337.00	-	-	2,87,337.00	43,101.00	2,44,236.00
Electronic/ TV/VCR/Projector Items	15%	6,26,734.00	-	-	6,26,734.00	94,011.00	5,32,723.00
EPBAX System	15%	35,162.00	-	-	35,162.00	5,274.00	29,888.00
Furniture & Fixture	10%	15,85,867.00	42,480.00	-	16,28,347.00	1,62,835.00	14,65,512.00
Internet Equipments (V Sat)	15%	75,749.00	-	-	75,749.00	11,362.00	64,387.00
Vehicles	15%	10,79,206.00	-	-	10,79,206.00	1,61,880.00	9,17,326.00
Laboratory Equipments	15%	97,20,371.50	7,37,000.00	-	104,57,371.50	15,68,605.00	88,88,766.50
Library Books	10%	31,35,921.00	4,11,979.00	-	35,47,900.00	3,54,790.00	31,93,110.00
Machinery	15%	5,60,409.00	-	-	5,60,409.00	84,062.00	4,76,347.00
Music Equipments	15%	44,500.00	-	-	44,500.00	6,675.00	37,825.00
Printers/ Photocopiers	15%	2,19,233.90	-	-	2,19,233.90	32,885.00	1,86,348.90
Refrigerator	15%	41,137.00	-	-	41,137.00	6,171.00	34,966.00
Steam Boiler/Solar System/ Water Boiler	15%	1,44,881.00	-	-	1,44,881.00	21,732.00	1,23,149.00
Telephone	15%	6,940.00	-	-	6,940.00	1,041.00	5,899.00
UPS/ Inverter	15%	3,43,601.00	-	-	3,43,601.00	51,540.00	2,92,061.00
Utensils	10%	1,80,434.00	-	-	1,80,434.00	18,043.00	1,62,391.00
Water Filter/ Aquaguards	15%	24,368.00	-	-	24,368.00	3,655.00	20,713.00
Water Cooler	15%	35,605.00	-	-	35,605.00	5,341.00	30,264.00
Medical Equipments	15%	1,98,449.00	-	-	1,98,449.00	29,767.00	1,68,682.00
Live Stock	0%	4,87,877.00	-	-	4,87,877.00	-	4,87,877.00
Total Rs.:-		2099,40,982.98	11,91,459.00	-	2111,32,441.98	124,05,435.00	1987,27,006.98

Secretary
The Kalgidhar Trust



2020-21

ITEM No. 2898/05/2022

THE KALGIDHAR TRUST, BARI SAHIB
(FETTERAL UNIVERSITY, BARI SAHIB)

CONSOLIDATED BALANCE SHEET AS AT 31st MARCH, 2021.

LIABILITIES	AMOUNT	TOTAL	ASSETS	AMOUNT	TOTAL
CORPUS			FUND ASSETS		
As per Last B' Sheet	33,69,076.00		As per Schedule		18,79,18,664.98
Add: Corpus Donation	.				
Add: Assets from A/c	.		INVESTMENTS		11,28,02,774.00
Less: Assets Tr		37,68,766.00			
			CURRENT ASSETS, LOANS & ADVANCES		
INCOME & EXPENDITURE A/C			Loans & Advances		1,06,91,110
As per Last B' Sheet	2,34,60,500.02		Secured, Deposited		11,40,00,000
Add: Excess of Income for the yr	41,18,971.55	2,75,79,471.57	Cash in Hand		
			Bank Balances		11,02,60,000
			Other Assets		4,57,05,249.51
SECURED LOANS					
LOAN FROM BANK	13,32,93,591.00				
UNSECURED LOANS		13,32,93,591.00			
SECURITY REFUNDABLE					
Security Other	5,000.00				
Students	49,67,000.00				
Teachers	73,18,000.00	1,27,90,000.00			
CURRENT LIABILITIES & PROVISIONS					
Sundry Creditors		11,000.00			
Salary Payable		54,42,703.00			
Provision		20,42,56,255.81			
Total Res.		<u>38,62,63,303.41</u>	Total Res.		<u>38,62,63,303.41</u>

28/3/21
Secretary
The Kalgidhar Trust
(Secretary)

Signature to the Balance Sheet
For K.N.Chandla & Co.
Chartered Accountants
SHIMLA
FIRM: 09136N


THE KALGIDHAR TRUST: BARI SAHIB
 (TETERNAL UNIVERSITY, BARI SAHIB)

CONSOLIDATED INCOME & EXPENDITURE ACCOUNT FOR THE YEAR ENDED 31ST MARCH, 2021

EXPENDITURE	AMOUNT	TOTAL	INCOME	AMOUNT	TOTAL
To Advertisement		4,13,225.00	By Donation		11,30,225.00
To Accreditation Expenses		4,14,000.00	By Interest on Fixed Deposits		10,16,359.00
To Mess Expenses		1,49,60,197.89	By Interest on Saving Bank Accounts		22,259.00
To Vehicle Expenses		1,70,900.00	By Fees		9,80,26,631.03
To Bank Charges		4,939.90	By Recovery From Staff		65,52,929.00
To Building Maintenance		6,08,340.16	By Receipt from Kalgidhar Trust		2,50,00,000.00
To Depreciation		1,17,45,906.00	By Projects		69,50,282.00
To Diesel		13,50,362.00			
To Seminar & Conferences		3,87,695.00			
To Training & Placement Programme		1,28,933.00			
To Scholarship Exp		39,22,594.50			
To Lab. Expenses		9,24,107.00			
To Electricity Expenses		37,38,598.00			
To Subscription of Library Exp		1,47,908.00			
To Concession for Needy Students		1,06,35,517.00			
To Agriculture & Forestry		2,47,416.00			
To Interest		90,93,725.00			
To Miscellaneous Expenses		17,000.00			
To Postage & Telephone		5,37,770.00			
To Printing & Stationery		6,46,137.00			
To Legal/Professional Charges		30,100.00			
To Repair & Maintenance		1,98,739.00			
To Salaries		7,67,67,193.00			
To Provident Fund		2,97,604.00			
To Tollitory		4,43,011.00			
To Travelling		2,29,166.00			
To Examination/Counselling Expenses		2,58,521.00			
To Security & Allied Services		17,28,000.00			
To Excess of Income Over Exp		41,18,977.58			
	Total Rs.:-	<u>11,47,06,641.83</u>		Total Rs.:-	<u>11,47,06,641.83</u>

Secretary
 The Kalgidhar Trust
 (Secretary)

Appendure to the Balance Sheet
 For K.M. Chandla & Co.
 Chartered Accountants
 HKN: 0913267




[Signature]

THE KALGIDHAR TRUST, BARU SAHIB SIRMOR
(ETERNAL UNIVERSITY, BARU SAHIB)

CONSOLIDATED SCHEDULE OF FIXED ASSETS AS ON 31st MARCH 2021.

PARTICULARS	Rate	Opening	Addition	Sale/Tr.	Total	Depreciation	Net Balance
		As on 01.04.20	During the year		As On 31.03.2021		As On 31.03.2021
Building	5%	18,06,52,431.58	-	-	18,06,52,431.58	90,32,621.00	17,16,19,810.58
Building Under Const.	0%	-	-	-	-	-	-
Bedding	10%	2,91,374.00	-	-	2,91,374.00	29,137.00	2,62,237.00
Computer	40%	2,61,164.00	5,01,418.00	-	7,62,582.00	3,06,332.00	4,56,250.00
Club & Art Sports Material	15%	1,59,566.00	-	-	1,59,566.00	71,918.00	1,35,651.00
Electric Fan/Fitness Inst	15%	2,44,236.00	-	-	2,44,236.00	76,675.00	2,07,601.00
Electronic TV/VCD/Projector Items	15%	5,32,323.00	28,247.00	-	5,60,570.00	84,140.00	4,76,824.00
LPG/LNG System	15%	29,888.00	-	-	29,888.00	4,483.00	25,405.00
Furniture & Fixture	10%	14,65,512.00	10,100.00	-	14,75,612.00	1,47,567.00	13,28,045.00
Internet Equipments (V Net)	15%	64,387.00	-	-	64,387.00	9,658.00	54,729.00
Vehicles	15%	9,17,326.00	-	-	9,17,326.00	1,37,599.00	7,79,727.00
Laboratory Equipments	15%	88,88,766.50	2,09,481.00	-	91,88,247.50	13,78,237.00	78,10,013.50
Library Books	10%	31,93,110.00	12,506.00	-	32,05,616.00	3,20,562.00	28,85,054.00
Machines	15%	4,76,317.00	-	-	4,76,317.00	71,452.00	4,04,865.00
Music Equipments	15%	37,825.00	-	-	37,825.00	5,671.00	32,154.00
Projector/Photocopier	15%	1,86,348.00	73,465.00	-	2,59,813.00	28,972.00	2,30,841.00
Refrigerator	15%	34,966.00	-	-	34,966.00	5,245.00	29,721.00
Steam Boiler/Solar System/Water Boiler	15%	1,23,140.00	-	-	1,23,140.00	18,472.00	1,04,672.00
Telephone	15%	5,899.00	-	-	5,899.00	885.00	5,014.00
Transformer	15%	-	-	-	-	-	-
Tube Well	15%	-	-	-	-	-	-
UPS Inverter	15%	2,92,051.00	9,347.00	-	3,01,398.00	45,211.00	2,56,187.00
Wrench	10%	1,62,391.00	-	-	1,62,391.00	16,239.00	1,46,152.00
Water Filter/Aquaguard	15%	20,713.00	-	-	20,713.00	3,107.00	17,606.00
Water Cooler	15%	30,264.00	-	-	30,264.00	4,540.00	25,724.00
Water Pump	15%	-	-	-	-	-	-
Medical Equipments	15%	1,68,682.00	-	-	1,68,682.00	25,302.00	1,43,380.00
Gate Stock	0%	4,87,877.00	-	-	4,87,877.00	-	4,87,877.00
Total Rows		19,87,27,806.98	9,37,864.00		19,86,64,570.98	1,17,45,006.00	18,79,18,664.98

Secretary
The Kalgidhar Trust
(Secretary)



Annexure to the Balance Sheet
for K.N. Chandla & Co.
Chartered Accountants
R.N.N. 0013269

[Handwritten Signature]

25

THE KALGIDHAR TRUST, BARUSAHIB: SIRMOUR
(ETERNAL UNIVERSITY, BARU SAHIB)
CONSOLIDATED SCHEDULE OF FIXED ASSETS AS ON 31st MARCH 2022

PERTICULARS	Rate	Opening	Addition	Sale/Tr.	Total	Depreciation	Net Balance
		As on 01.04.21	During the year		As On 31.03.2022		As On 31.03.2022
Building	5%	17,16,19,810.58	-	-	17,16,19,810.58	85,80,991.00	16,30,38,819.58
Building Under Const.	0%	-	-	-	-	-	-
Beddings	10%	2,62,237.00	14,800.00	-	2,77,037.00	27,704.00	2,49,333.00
Computer	40%	4,59,347.00	15,42,866.00	-	20,02,213.00	8,00,885.00	12,01,328.00
Craft & Art / Sports Material	15%	1,35,631.00	-	-	1,35,631.00	20,344.00	1,15,287.00
Electric Fan/Fittings/ Inst.	15%	2,07,601.00	2,582.00	-	2,10,183.00	31,528.00	1,78,655.00
Electronic/ TV/VCR/Projector Items	15%	4,76,824.00	4,48,184.00	-	9,25,008.00	1,38,751.00	7,86,257.00
EPBAX System	15%	25,405.00	-	-	25,405.00	3,811.00	21,594.00
Furniture & Fixture	10%	13,28,050.00	1,03,821.00	-	14,31,871.00	1,43,187.00	12,88,684.00
Internet Equipments (V Sat)	15%	54,729.00	-	-	54,729.00	8,209.00	46,520.00
Vehicles	15%	7,79,727.00	-	-	7,79,727.00	1,16,959.00	6,62,768.00
Laboratory Equipments	15%	78,10,013.50	48,34,257.50	-	1,26,44,271.00	18,96,640.00	1,07,47,631.00
Library Books	10%	28,85,054.00	11,59,678.00	-	40,44,732.00	4,04,474.00	36,40,258.00
Machinery	15%	4,04,895.00	10,78,720.00	-	14,83,615.00	2,22,542.00	12,61,073.00
Mobile/ Phone	15%	-	27,683.00	-	27,683.00	4,152.00	23,531.00
Music Equipments	15%	32,151.00	-	-	32,151.00	4,823.00	27,328.00
Printers/ Photocopiers	15%	2,20,841.90	85,400.00	-	3,06,241.90	45,936.00	2,60,305.90
Refrigerator	15%	29,721.00	25,200.00	-	54,921.00	8,238.00	46,683.00
Steam Boiler/Solar System/ Water Boiler	15%	1,04,677.00	-	-	1,04,677.00	15,702.00	88,975.00
Telephone	15%	5,014.00	78,000.00	-	83,014.00	12,452.00	70,562.00
UPS/ Invertor	15%	2,56,197.00	4,43,826.00	-	7,00,023.00	1,05,003.00	5,95,020.00
Utensils	10%	1,46,152.00	1,850.00	-	1,48,002.00	14,800.00	1,33,202.00
Water Filter/ Aquaguards	15%	17,606.00	42,834.00	-	60,440.00	9,066.00	51,374.00
Water Cooler	15%	25,724.00	-	-	25,724.00	3,859.00	21,865.00
Medical Equipments	15%	1,43,380.00	-	-	1,43,380.00	21,507.00	1,21,873.00
Live Stock	0%	4,87,877.00	-	-	4,87,877.00	-	4,87,877.00
Total Rs.:-		18,79,18,664.98	98,89,701.50	-	19,78,08,366.48	1,26,41,563.00	18,51,66,803.48

Dinesh
(President)
President
The Kalgidhar Trust

(Vice-President)

(Secretary)

Annexure to the Balance Sheet
for K.N. Chandla & Co.
Chartered Accountants

Dinesh Kumar Sood
(Dinesh Kumar Sood)
Partner

Place: Shimla
Dated: 30th Sept. 2022



THE KALGIDHAR TRUST: BARU SAHIB
(ETERNAL UNIVERSITY, BARU SAHIB)

CONSOLIDATED INCOME & EXPENDITURE ACCOUNT FOR THE YEAR ENDED 31ST MARCH, 2022

EXPENDITURE	AMOUNT	TOTAL	INCOME	AMOUNT	TOTAL
Administrative Expenses (EPF)		11,965.00	By Donation		4,50,000.00
Advertisement		4,27,592.00	By Interest on Fixed Deposits		86,12,567.00
Accreditation Expenses		1,76,980.00	By Interest on Saving Bank Accounts		1,24,361.17
Kitchen & Mess Expenses		1,08,59,890.83	By Education Fees Collection		11,65,39,673.42
Vehicle Running & Maintenance Expenses		1,81,630.00	By Grant in Aid		12,13,255.00
To Bank and Finance Charges		10,265.00	By Training & Placement Programme		18,00,000.00
To Postage & Courier Expenses		45,000.00	By Seminar & Conferences		6,02,800.00
To Repair & Maintenance Building		3,76,939.50			
To Freight & Cartage Expenses		43,500.00			
To Depreciation		1,26,41,563.00			
To Genset Running & Maintenance Expenses		18,69,602.00			
To Seminar & Conferences Exp		2,96,314.00			
To Training & Placement Programme		12,69,150.00			
To Scholarship Exp		46,46,824.00			
To Function/Festival Celebration Expenses		693.00			
To Lab. Expenses		18,86,110.00			
To Electricity & Water Expenses		38,34,550.00			
To Subscription of Library Exp.		1,54,188.00			
To Concession for Needy Students		89,97,450.00			
To Agriculture & Forestry		5,67,544.00			
To Interest		51,211.68			
To Medical aid		1,400.00			
To Newspaper & Periodicals		22,858.00			
To Telephone & Internet Expenses		4,78,120.00			
To Printing & Stationery		2,87,566.00			
To Legal/Professional Charges		3,20,755.00			
To Refreshment		25,890.00			
To Repair & Maintenance Others		4,61,581.00			
To Salary & Wages Expenses		6,74,86,591.00			
To Employer Contribution to various funds for the welfare of employees		4,57,901.00			
To Staff /Students Welfare		3,100.00			
To Rent/ Lease		21,200.00			
To House Keeping Expenses		4,46,674.00			
To Tour & Travelling Expenses		5,12,886.00			
To Examination/Counselling Expenses		2,74,996.00			
To Repair & Maintenance Computers		61,757.00			
To Security & Allied Services		16,11,500.00			
To Honorarium to Coaching Staff		2,33,918.00			
To Donation to Same Clause Society		22,47,000.00			
To Excess of Income Over Exp.		60,38,001.58			

Total Rs.:- 12,93,42,656.59

Total Rs.:- 12,93,42,656.59

D. S. D. S. D.
(President)
President
The Kalgidhar Trust

(Vice-President)

(Secretary)

Annexure to the Balance Sheet
for K.N.Chandla & Co.
Chartered Accountants

D. S. D. S. D.
(Dinesh Kumar Sood)
Partner

Place: Shimla
Dated: 30th Sept. 2022



**THE KALGIDHAR TRUST: BARU SAHIB
(ETERNAL UNIVERSITY, BARU SAHIB)**

CONSOLIDATED INCOME & EXPENDITURE ACCOUNT FOR THE YEAR ENDED 31ST MARCH, 2023

EXPENDITURE	AMOUNT	TOTAL	INCOME	AMOUNT	TOTAL
To Administrative Expenses (EPF)		19,144.00	By Donation		16,501,000.00
To Advertisement		1,578,503.00	By Interest on Fixed Deposits		7,919,349.00
To Accreditation Expenses		259,400.00	By Interest on Saving Bank Accounts		83,793.00
To Kitchen & Mess Expenses		19,005,301.00	By Education Fees Collection		116,877,749.06
To Vehicle Running & Maintenance Expenses		192,761.00	By Grant in Aid		1,497,545.00
To Bank and Finance Charges		9,014.66	By Training & Placement Programme		21,000.00
To Postage & Courier Expenses		40,043.00	By Seminar & Conferences		475,659.00
To Repair & Maintenance Building		131,271.00	By Consultancy Fee		9,900,000.00
To Freight & Cartage Expenses		42,500.00	By Alumni Contribution		1,700,000.00
To Depreciation		12,172,265.00			
To Genset Running & Maintenance Expenses		1,979,440.00			
To Seminar & Conferences		149,103.00			
To Training & Placement Programme		3,513,593.00			
To Scholarship Exp		2,623,473.00			
To Function/Festival Celebration Expenses		202,560.00			
To Lab. Expenses		1,832,945.00			
To Electricity & Water Expenses		4,191,276.00			
To Subscription of Library Exp.		685,579.00			
To Concession for Needy Students		17,489,950.00			
To Agriculture & Forestry		260,803.00			
To Interest		7,633.32			
To Miscellaneous Expenses		8,400.00			
To Newspaper & Periodicals		24,894.00			
To Telephone & Internet Expenses		536,532.00			
To Printing & Stationery		509,362.00			
To Legal/Professional Charges		200,590.00			
To Refreshment		81,708.00			
To Repair & Maintenance Others		1,090,610.00			
To Salary & Wages Expenses		66,161,510.00			
To Employer Contribution to various funds for the welfare of employees		506,816.00			
To Staff /Students Welfare		90,000.00			
To Sports Expenses		116,774.00			
To Rent/ Lease		18,476.00			
To House Keeping Expenses		715,731.00			
To Tour & Travelling Expenses		1,497,110.00			
To Examination/Counselling Expenses		162,120.00			
To Security & Allied Services		1,730,163.00			
To Honorarium to Coaching Staff		586,517.00			
To Donation to Same Clause Society		7,885,000.00			
To Excess of Income Over Exp.		6,667,224.08			
		Total Rs.:- 154,976,095.06			Total Rs.:- 154,976,095.06

Dain bil
(President)

(Vice-President)

(Secretary)

**President
The Kalgidhar Trust**

Place: Shimla

Dated: 30th Sept. 2023

UDIN: 23088343 BGVYNX1579

Annexure II Balance Sheet



Extracted From Consolidate Statement of The Kalgidhar Trust
Annexure to the Balance Sheet
for K.N.Chandla & Co.
Chartered Accountants

(Dinesh Kumar Sood)
K.N. CHANDLA & CO.
Chartered Accountants

FRN : 001326N
M.NO. : 088343

THE KALGIDHAR TRUST, BARUSAHIB: SIRMOUR
(ETERNAL UNIVERSITY, BARU SAHIB)
CONSOLIDATED SCHEDULE OF FIXED ASSETS AS ON 31st MARCH 2023

PERTICULARS	Rate	Opening	Addition	Sale/Tr.	Total	Depreciation	Net Balance
		As on 01.04.22	During the year		As On 31.03.2022		As On 31.03.2022
Building	5%	16,30,38,819.58	-	-	16,30,38,819.58	81,51,941.00	15,48,86,878.58
Building Under Const.	0%	-	-	-	-	-	-
Beddings	10%	2,49,333.00	-	-	2,49,333.00	24,933.00	2,24,400.00
Computer	40%	12,01,328.00	6,63,750.00	-	18,65,078.00	7,46,031.00	11,19,047.00
Craft & Art / Sports Material	15%	1,15,287.00	3,25,732.00	-	4,41,019.00	66,153.00	3,74,866.00
Electric Fan/Fittings/ Inst.	15%	1,78,655.00	-	-	1,78,655.00	26,799.00	1,51,856.00
Electronic/ TV/VCR/Projector Items	15%	7,86,257.00	4,92,333.00	-	12,78,590.00	1,91,789.00	10,86,801.00
EPBAX System	15%	21,594.00	-	-	21,594.00	3,239.00	18,355.00
Furniture & Fixture	10%	12,88,684.00	1,38,750.00	-	14,27,434.00	1,42,744.00	12,84,690.00
Internet Equipments (V Sat)	15%	46,520.00	-	-	46,520.00	6,978.00	39,542.00
Vehicles	15%	6,62,768.00	-	-	6,62,768.00	99,415.00	5,63,353.00
Laboratory Equipments	15%	1,07,47,631.00	7,04,980.00	-	1,14,52,611.00	17,17,893.00	97,34,718.00
Library Books	10%	36,40,258.00	7,07,422.00	-	43,47,680.00	4,34,767.00	39,12,913.00
Machinery	15%	12,61,073.00	10,08,900.00	-	22,69,973.00	3,40,496.00	19,29,477.00
Mobile/ Phone	15%	23,531.00	13,000.00	-	36,531.00	5,480.00	31,051.00
Music Equipments	15%	27,328.00	-	-	27,328.00	4,099.00	23,229.00
Printers/ Photocopiers	15%	2,60,305.90	41,800.00	-	3,02,105.90	45,316.00	2,56,789.90
Refrigerator	15%	46,683.00	-	-	46,683.00	7,002.00	39,681.00
Steam Boiler/Solar System/ Water Boiler	15%	88,975.00	-	-	88,975.00	13,347.00	75,628.00
Telephone	15%	70,562.00	4,254.00	-	74,816.00	11,222.00	63,594.00
UPS/ Inverter	15%	5,95,020.00	5,120.00	-	6,00,140.00	90,021.00	5,10,119.00
Utensils	10%	1,33,202.00	130.00	-	1,33,332.00	13,333.00	1,19,999.00
Water Filter/ Aquaguards	15%	51,374.00	-	-	51,374.00	7,706.00	43,668.00
Water Cooler	15%	21,865.00	-	-	21,865.00	3,280.00	18,585.00
Medical Equipments	15%	1,21,873.00	-	-	1,21,873.00	18,281.00	1,03,592.00
Live Stock	0%	4,87,877.00	-	-	4,87,877.00	-	4,87,877.00
Total Rs.:-		18,51,66,803.48	41,06,171.00	-	18,92,72,974.48	1,21,72,265.00	17,71,00,709.48

Dain B1
President
The Kalgidhar Trust

